

















































Rank	Competitor	Age	Club	RT	PTS	Result
1	 Lewis Clareburt	26		0.69		52.69 Entry: 54.14 -1.45
	50m: 25.15 100m: 52.69 (27.54)					
2	 Thomas Nankei	22		0.65		53.16 Entry: 53.21 -0.05
	50m: 24.72 100m: 53.16 (28.44)					
3	 Christopher Elsom	27		0.64		53.77 Entry: 54.84 -1.07
	50m: 24.69 100m: 53.77 (29.08)					
4	 Caleb Carlisle	20		0.71		53.79 Entry: 53.65 +0.14
	50m: 24.89 100m: 53.79 (28.90)					
5	 Neo Salomonss	17		0.75		54.37 Entry: 55.43 -1.06
	50m: 25.18 100m: 54.37 (29.19)					
6	 Daniel Kregting	18		0.63		54.78 Entry: 54.95 -0.17
	50m: 25.48 100m: 54.78 (29.30)					
7	 Harvey Larke (N)	20		0.69		54.79 Entry: 54.83 -0.04
	50m: 25.74 100m: 54.79 (29.05)					
8	 Orlando Hardie	17		0.67		54.82 Entry: 55.10 -0.28
	50m: 25.35 100m: 54.82 (29.47)					
9	 Kayne Howat	17		0.64		55.97 Entry: 56.53 -0.56
	50m: 26.12 100m: 55.97 (29.85)					
10	 Eric Yuan	18		0.63		56.88 Entry: 57.21 -0.33
	50m: 26.46 100m: 56.88 (30.42)					
11	 Jacob Humphrie	17		0.77		57.20 Entry: 57.35 -0.15
	50m: 26.24 100m: 57.20 (30.96)					
12	 Flyn Beattie	17		0.70		58.28 Entry: 59.13 -0.85
	50m: 27.01 100m: 58.28 (31.27)					
13	 Neo Urlich	18		0.71		58.55 Entry: 58.76 -0.21
	50m: 26.19 100m: 58.55 (32.36)					

14	 Hans Haufe	18		0.70	58.78 Entry: 59.22 -0.44
	50m: 26.97 100m: 58.78 (31.81)				
15	 Corne Diener	18		0.68	58.84 Entry: 58.83 +0.01
	50m: 27.22 100m: 58.84 (31.62)				
16	 William Delama	18		0.65	59.35 Entry: 59.50 -0.15
	50m: 27.12 100m: 59.35 (32.23)				
17	 Ryan Peck	20		0.66	55.16 Entry: 55.71 -0.55
	50m: 25.27 100m: 55.16 (29.89)				
18	 Declan Broadfo	16		0.67	57.08 Entry: 57.99 -0.91
	50m: 26.60 100m: 57.08 (30.48)				
19	 Alastair Miller (\	21		0.63	57.09 Entry: 57.03 +0.06
	50m: 25.90 100m: 57.09 (31.19)				
20	 Hugo Wrathall	21		0.63	57.20 Entry: 56.65 +0.55
	50m: 26.47 100m: 57.20 (30.73)				
21	 William Campbe	30		0.66	57.68 Entry: 57.15 +0.53
	50m: 26.51 100m: 57.68 (31.17)				
22	 Sam Kenny	20		0.68	57.75 Entry: 57.38 +0.37
	50m: 26.74 100m: 57.75 (31.01)				
23	 Caleb Yin	16		0.66	57.89 Entry: 58.80 -0.91
	50m: 27.10 100m: 57.89 (30.79)				
24	 Samuel Lang (\	16		0.74	59.98 Entry: 59.91 +0.07
	50m: 28.01 100m: 59.98 (31.97)				